
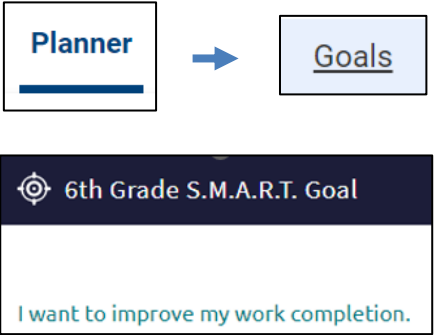
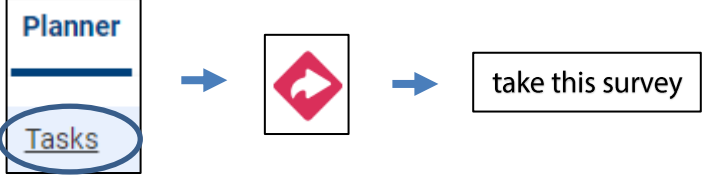


Reflecting on My Progress

<p>On your sticky note, write the answer to the following statements.</p>	<p>Write one thing you improved on this year.</p> <p>Write one thing you want to continue working on in 7th grade.</p>
<p>1. Log in to Naviance</p>	 → <div data-bbox="1060 415 1490 562"> <p>Username: district ID#</p> <p>Password: district password</p> </div>
<p>2. Access your 6th grade S.M.A.R.T goal in Naviance.</p> <ul style="list-style-type: none"> Click Planner > Goals Click the link to review the details of what you wrote for your goal. 	
<p>3. Think about the progress you made as a 6th grade, middle school student this year.</p> <p>On your sticky note, add your responses to the following questions.</p>	<ol style="list-style-type: none"> Was I able to make progress towards or complete my goal this year? What were some challenges I faced when trying to achieve my goal? What will I need to focus on next year as a 7th grader to help me be successful?
<p>4. After reflecting on your 6th grade S.M.A.R.T goal, now it's time to "<i>plant some seeds</i>" for a 7th grade goal.</p> <ul style="list-style-type: none"> Click Planner > Tasks Click on the title of the task: Complete 6th Grade Goal Reflection Click the linked words next to the arrow to take this survey 	

Reflecting on My Progress

<p>5. Begin by selecting what topic your 6th grade S.M.A.R.T goal focus on</p>	<div> <div>06th Grade Goal Reflection Survey</div> <div> <div>Student ID#: *</div> <div></div> </div> <div> <div>My 6th grade goal was about: *</div> <div> <div>Choose...</div> <div>Choose...</div> <div>Work completion</div> <div>Staying engaged</div> <div>Other</div> </div> </div> </div>
<p>6. Reflect on your goal by choosing all that apply.</p> <p>Write your advice to yourself as a 7th grade for what you can do the next year to be successful.</p>	<div> <div>Think about your goal this year and select all that apply from the list below. *</div> <div> <div><input type="checkbox"/> My goal was specific</div> <div><input type="checkbox"/> I could break my goal in to smaller parts or action steps</div> <div><input type="checkbox"/> I had a way to check my progress towards my goal</div> <div><input type="checkbox"/> I am able to tell when my goal has been achieved</div> <div><input type="checkbox"/> I know the changes I need to make if I am not making progress towards achieving my goal</div> </div> <div> <div>What advice do I have for my future 7th grade self in order to be successful?</div> <div></div> </div> </div>
<p>7. When the survey is complete, click the button to submit responses.</p>	<div> <div>SUBMIT RESPONSES</div> </div>
<p>8. Task Completion:</p>	<p>To complete the lesson, click Planner>Tasks. Make sure the 6th Grade Goal ReflectionSurvey is listed under Tasks you've completed.</p> <div> <div> <div>Planner</div> <div>Tasks</div> </div> <div>→</div> <div>Tasks you've completed</div> </div>